


Lacks SupplyWEB - Setting up Parts and Packaging Information

7a.0 Setting up Parts

SupplyWEB displays part information based on the customer part number. The parts component is a list of all the customer parts for which demand was sent. If the customer sends it, a part description is also included.

In the parts components, the supplier part number and a description for each part can be entered. Default containers and packaging per part can be selected. Lacks requires a Master and a Detail Labels for the parts shipped.



Creating default packaging information streamlines the shipper process. When creating a shipper, override the default by selecting a different container from the list. If a default container is not yet set, the container selected when creating the shipper becomes the default.

	Lacks requires a Master and Detail Labels for the parts shipped.
---	---

7a.1 Adding Part (details)

To add/modify the Parts details, select the **Setup->Parts** link from the navigator.

Setup Parts

Search Criteria					
Customer Part Number	<input type="text"/>				
Supplier Part Number	<input type="text"/>				
<input type="button" value="Search"/>					
Part List					1 to 2 of 2
Edit	Customer Part	Customer Part Description	Supplier Part	Supplier Part Description	Packaging Defined
	SupplierPart1	Supplier Part number 1	Supplier_Part_number	Description of Supplier Part	
	SupplierPart2	Supplier Part #2	Supplier_Part_2	Description of Supplier part 2	

In the Setup Parts screen, the parts supplied to Lacks will be displayed. If the user finds that the parts are missing in the list, contact internal sales team at the Supplier's company or get with Lacks Purchasing or Materials department.

To add the packaging details to the listed parts (it is assumed that the parts listed are supplied to Lacks), click on the pencil icon next to the applicable part.

Setup Parts							
Part SupplierPart1							
Customer Part Information							
Customer Part Number	SupplierPart1			Unit of Measure	LB		
Description	Supplier Part number 1						
Supplier Part Information							
Supplier Part Number	Supplier_Part_number			Part Weight	2.22		
Weight Unit of Measure	Pounds			AQP	No		
Part Price	0.99			Currency	United States Dollar		
Description	Description of Supplier Part						
<input type="button" value="Edit"/>							
Packaging Information							
Edit	Facility	Ship To	Std. Qty.	Detail Container		Master Container	
				Type	Units Per	Type	Units Per
<input type="button" value="Add"/>							
<input type="button" value="Return to List"/>							

Customer part information can be edited/modified, such as in the case of part weight or Supplier part number. Click “Add” in the Packaging Information area to add details. Once all the information is input, click save and return back to list.

Setup Parts

⚠ Your customer is using both Master and Detail containers. Individual facilities may have different container requirements.

Customer Part Information

Customer Part Number	SupplierPart1	Unit of Measure	LB
Description	Supplier Part number 1		

Packaging Information

Facility	Ship To	Std Qty	Detail Container		Master Container	
			Type	Units Per	Type	Units Per
Lacks Trim Systems	All	2500	Detail Box	500	Master Box	2500

Save Cancel

Facility where the parts needs to be shipped to.

Standard Size quantity, worked out between Lacks and your company.

Quantity in individual box

Quantity of all individual boxes on a skid.

